

**Social Studies Class Analysis
Schroon Lake Central School
David Jones
June 2010**

Overview

- Students in grade 8 hit another all-time with **97%** of the 32 students passing the NYS Social Studies Test compared to the past 5 years and compared to other 8th graders in 3 other schools.
- Of particular note is that **44%** scored level 4 this year (See page three for a "History of Fours").
- The **0.89** correlation coefficient between the average class grade and the average score on the state test confirms my class grading system continues to measure the state standards in Social Studies. Last year's correlation coefficient was **0.84**. The previous year's figure was **0.82**.

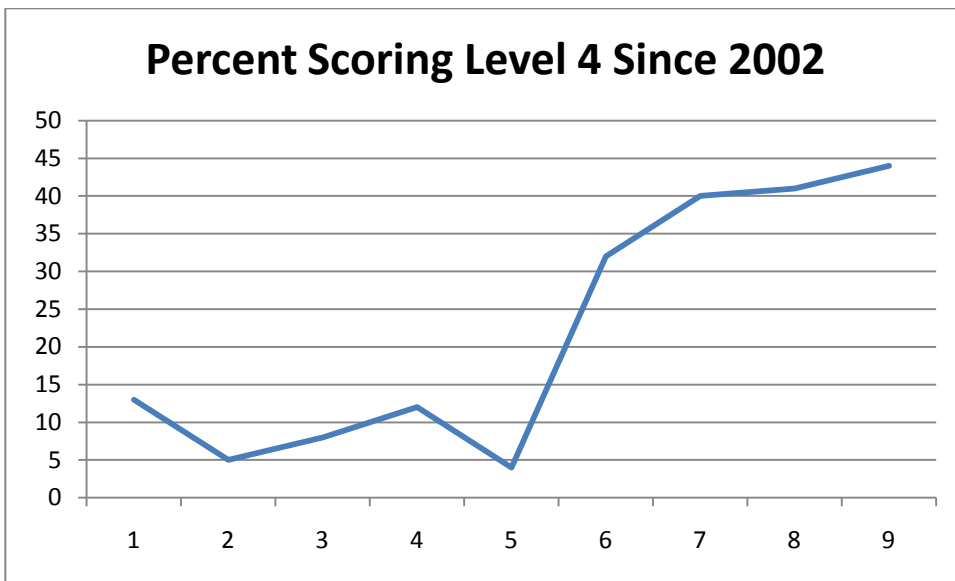
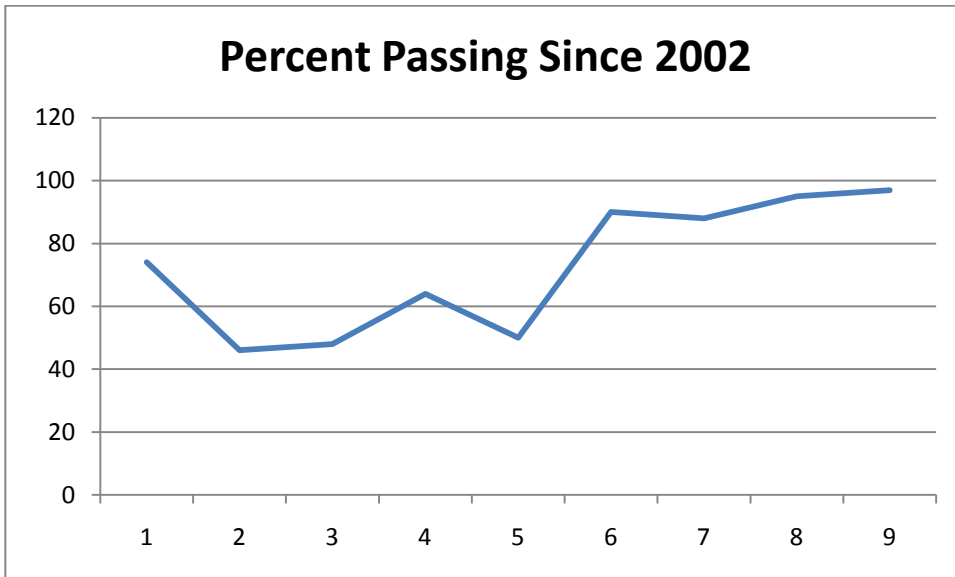
Since 2006, the course grading system has been designed to align as closely as possible with the state standards such that they would truly reflect students' progress toward the standards. Evidence of alignment of class grading with the standards is assumed to be high correlation with state exam results.

This analysis has been conducted annually since October 2006. The original purpose of the analysis was to develop a plan for increasing student performance on the NYS Social Studies Test based on measurable data. The continuing purpose is to identify successful strategies and to identify any predictive measures from class assessments.

Performance on the 8th grade Social Studies test since 2002 at Schroon Lake

	2002 ¹	2003	2004	2005	2006	2007	2008	2009	2010
4	13%	5%	8%	12%	4%	32%	40%	41%	44%
3	61%	41%	50%	52%	46%	58%	46%	55%	53%
2	26%	55%	42%	36%	38%	11%	12%	5%	3%
1	0%	0%	0%	0%	13%	0%	0%	0%	0%
score 3-4	74%	46%	48%	64%	50%	90%	88%	95%	97%

¹ I began teaching Social Studies 2004-2005.



Historical Comparison Passing the Grade 8 NYS SS Test with three similar local schools 2002-2009

	2002	2003	2004	2005	2006	2007	2008	2009	2010	AVG
SLCS	74%	46%	48%	64%	50%	90%	88%	95%	97%	72%
Willsboro	81%	74%	47%	84%	56%	50%	69%	95%		70%
Johnsburg	81%	74%	47%	84%	90%	92%	93%	96%		82%
Minerva	43%	40%	60%	73%	66%	67%	80%	77%		63%

Average number of 8th graders passing the NYS Social Studies Test since 2002 for all four schools is **72%**. *This average is up 12% since I started this annual analysis in 2006.*

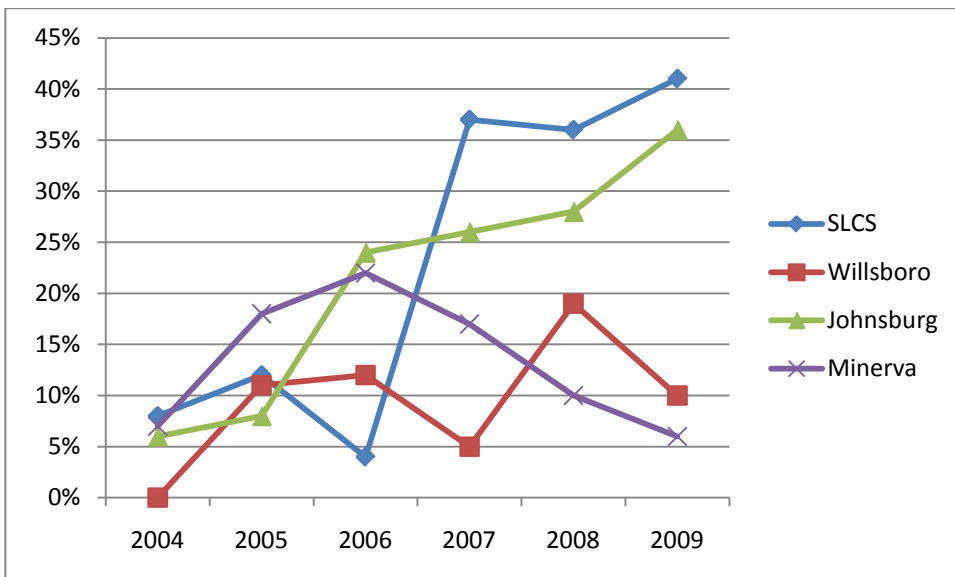
In 2009, 205,459 eighth graders took the Grade 8 Test. 20% scored at level four, 43% scored at level three, with a statewide average passing rate of 63%.

A History of Fours

Scoring Level 4 on the test since 2004²...

	2004	2005	2006	2007	2008	2009	2010	AVG
SLCS	8%	12%	4%	37%	36%	41%	44%	26%
Willsboro	0%	11%	12%	5%	19%	10%		10%
Johnsburg	6%	8%	24%	26%	28%	36%		21%
Minerva	7%	18%	22%	17%	10%	6%		13%

Graph: Percentage Scoring at level Four in Four Schools Since 2004



²Note: Averages taken from NYS Ed Dept School Report Cards